



PERFORMANCE DATA SHEET

Meets or exceeds MEPS, as described by the US DOE in docket 10CFR431 and NRCan's Amendment 14

Catalogue #: **MPS-8022FC-S3**

HP	kW	Voltage	S.F. @ 60Hz	EFF.	P.F.	Frame	Design	L.R. Amps
1,5	1,12	575	1,15	85,0%	0,915	80	B	16

60 Hz								
FLA							Code	F.L. RPM
208	230	416	460	480	575	600		
/	/	/	/	/	1,44	/	K	3470

50 Hz								
FLA			S.F. @ 50Hz	Efficiency	Power Factor	Code	F.L. RPM	
190	380	415						
/	/	/	/	/	/	/	/	

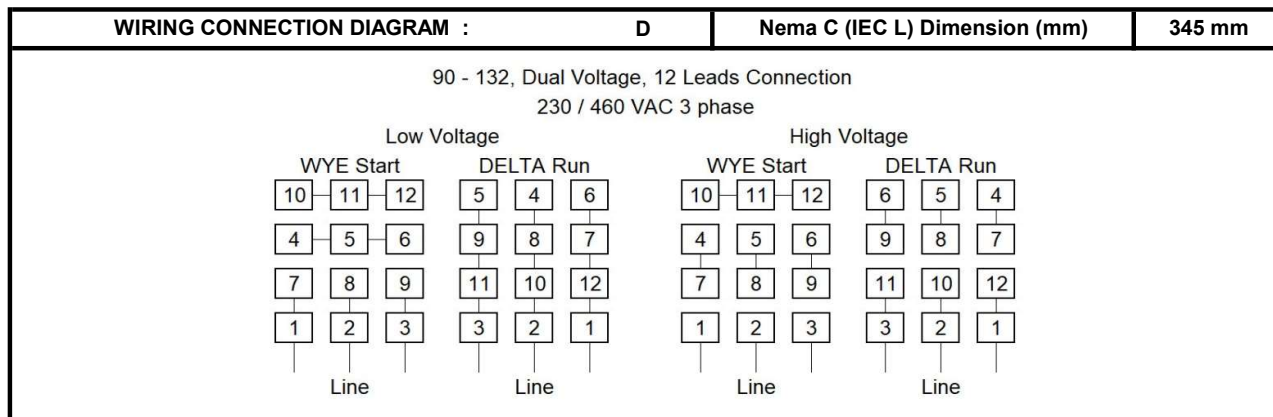
Wgt. Lbs	PH	Duty	Insul. Class	Amb.	Elevation	Temp. Rise° C
39,6	3	S3	F	40°C	1000M (3300 Ft)	30

% Efficiency		% Power Factor		Torque		Winding Resist. Ω	Safe Cold Start (Secs)
Full Load:	85,0%	Full Load:	0,92	Full Load Ft/Lbs	2,3		
3/4 Load:	86,0%	3/4 Load:	0,87	Locked Rotor %	300	/	20
1/2 Load:	85,5%	1/2 Load:	0,81	Break Down %	340	/	20

Rotor Inertia Wk2 Lb-Ft2	Max Load Inertia Wk2 Lb-Ft2	Shaft Material	Frame Material	DE Bracket Type	ODE Bracket Type	Enclosure	NEMA Rating	Lead Wire Size
/	/	Stainless Steel 304				TEFC	IP66	/

Ball Bearings		Grease	Mount Type	Orientation	Paint	Sound Pressure @ 3FT	Sound Power
DE	ODE						
6204	6204	Sealed Bearings	Rigid	Horizontal	-	/	/

Inverter Duty. Motor meets MG1 parts 31.4.4.2	Constant Torque Range	Variable Torque Range	Constant HP RPM
	10:1	20:1	/



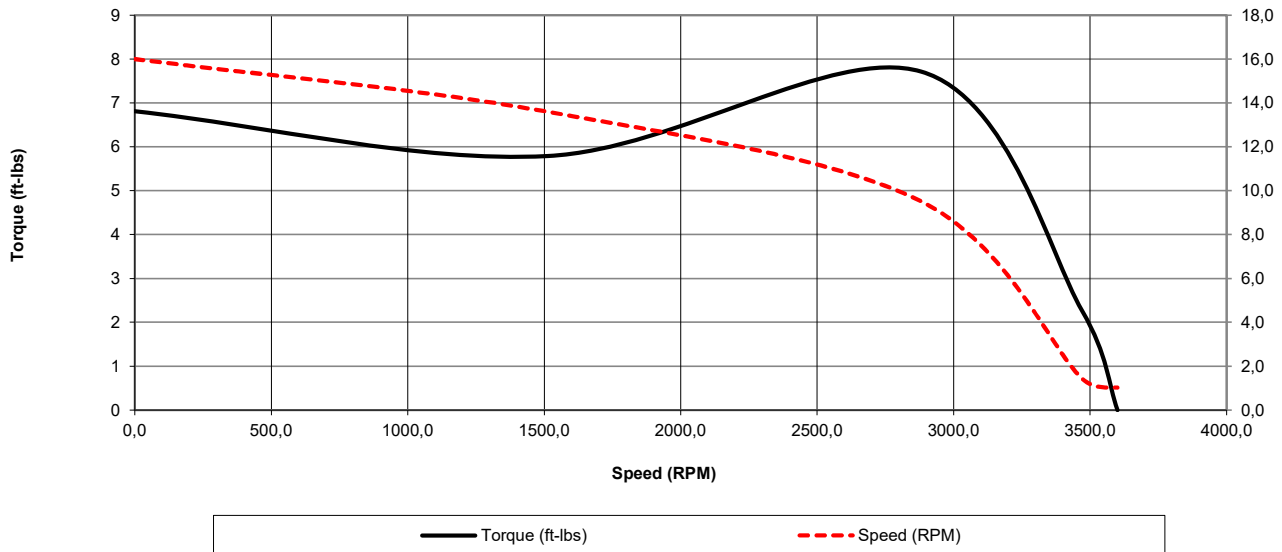
Date: 2023-12-21
 Customer: _____
 Contact: _____
 Submittee: J.C. Lavallée

Catalogue #: **MPS-8022FC-S3**

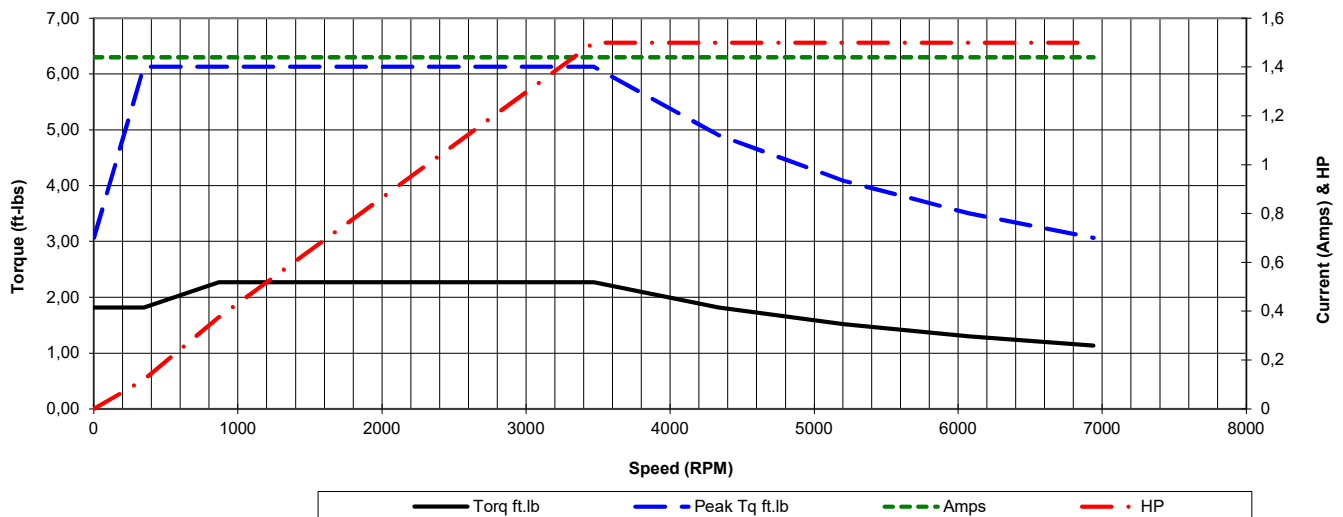
Meets or exceeds MEPS, as described by the US DOE in docket 10CFR431 and NRCan's Amendment 14

HP	VAC	RPM	Enclosure	Frame	Frequency	Design	Poles	LR Code Letter	Insulation Class	Temp. Rise °C
1,5	575	3470	TEFC	80	60	B	2	K	F	30
	0Hz	6Hz	15Hz	30Hz	45Hz	60Hz	75Hz	90Hz	105Hz	120Hz
Amps	1,44	1,44	1,44	1,44	1,44	1,44	1,44	1,44	1,44	1,44
RPM	0	347	867,5	1735	2602,5	3470	4337,5	5205	6072,5	6940
Torq ft.lb	1,82	1,82	2,27	2,27	2,27	2,27	1,82	1,51	1,30	1,14
Peak Tq ft.lb	3,06	6,13	6,13	6,13	6,13	6,13	4,90	4,09	3,50	3,06
HP	0	0,1	0,4	0,8	1,1	1,5	1,5	1,5	1,5	1,5
	Locked Rotor	Pull-Up	Breakdown	Rated Load	Idle	Duty	S. F.	Ambient	Elevation	dBa @ 1M
Speed (RPM)	0,0	1512	2880	3470	3600	S3	1,15	40°C	3,300 ft	/
Current (Amps)	16,0	13,6	9,5	1,4	1,0	VFD Rating: Meets MG1 parts 31.4.4.2				
Torque (ft-lbs)	6,8	5,8	7,7	2,3	0,0	C.T.	10:1	V.T.	20:1	

Motor Speed Data



Motor Torque Capability vs RPM



MaxMotion

Date: 2023-12-21
 Customer: _____
 Contact: _____
 Submittee: J.C. Lavallée

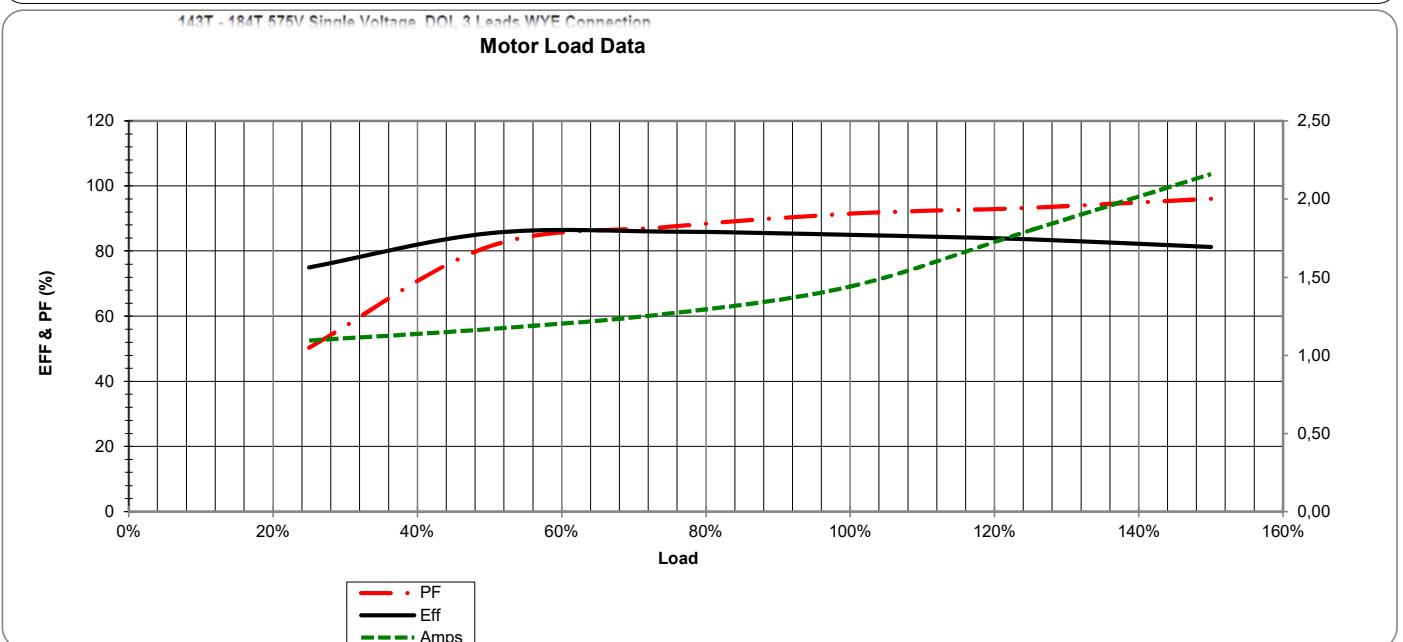
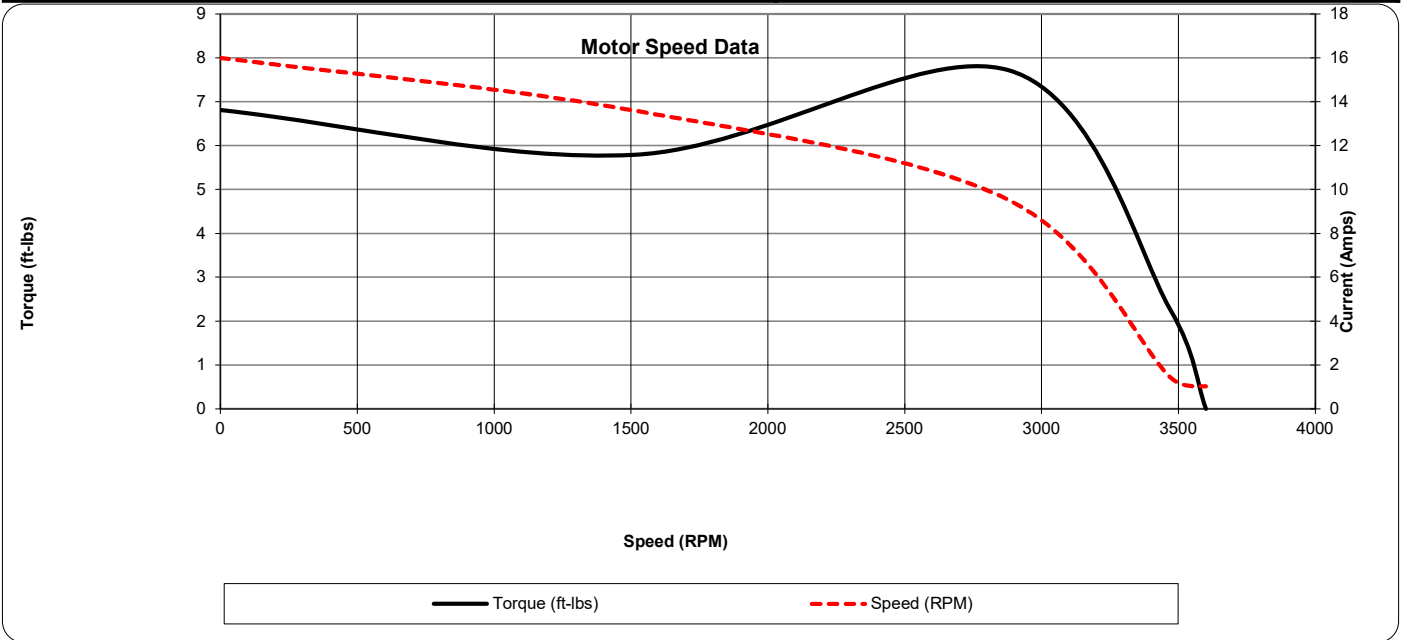
Catalogue #: **MPS-8022FC-S3**

Meets or exceeds MEPS, as described by the US DOE in docket 10CFR431 and NRCan's Amendment 14

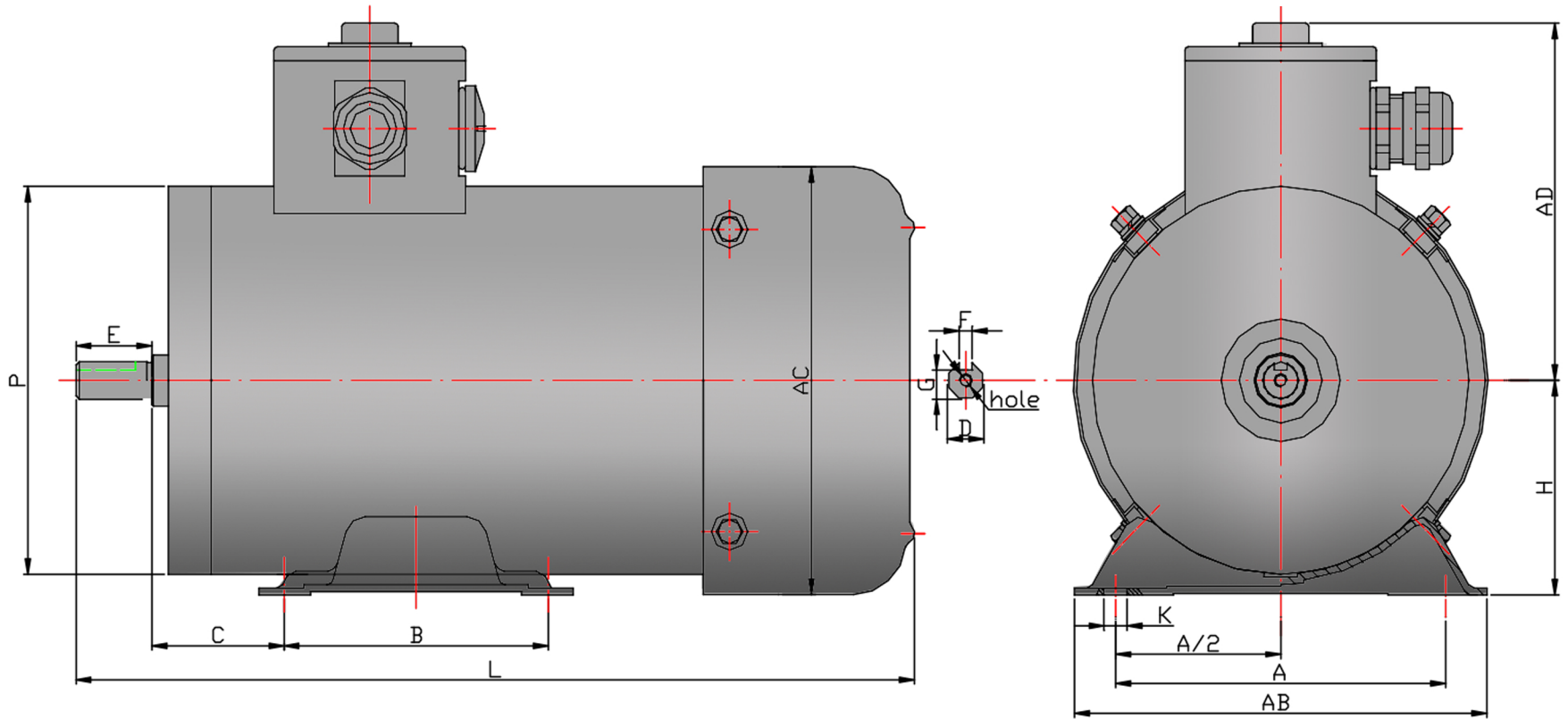
HP	VAC	RPM	Enclosure	Frame	Frequency	Design	Poles	LR Code Letter	Insulation Class	Temp. Rise °C
1,5	575	3470	TEFC	80	60	B	2	K	F	30

Load %	0%	25%	50%	75%	100%	125%	150%
Amps	1,02	1,09	1,17	1,27	1,44	1,80	2,16
Torq ft/lbs	0	0,55	1,11	1,69	2,27	2,86	3,47
RPM	0	3567,5	3535	3502,5	3470	3437,5	3405
Eff	0	74,99	85,51	86,01	85,00	83,60	81,22
PF	0	50,3	81,435	87,474	91,5	93,3	96,1

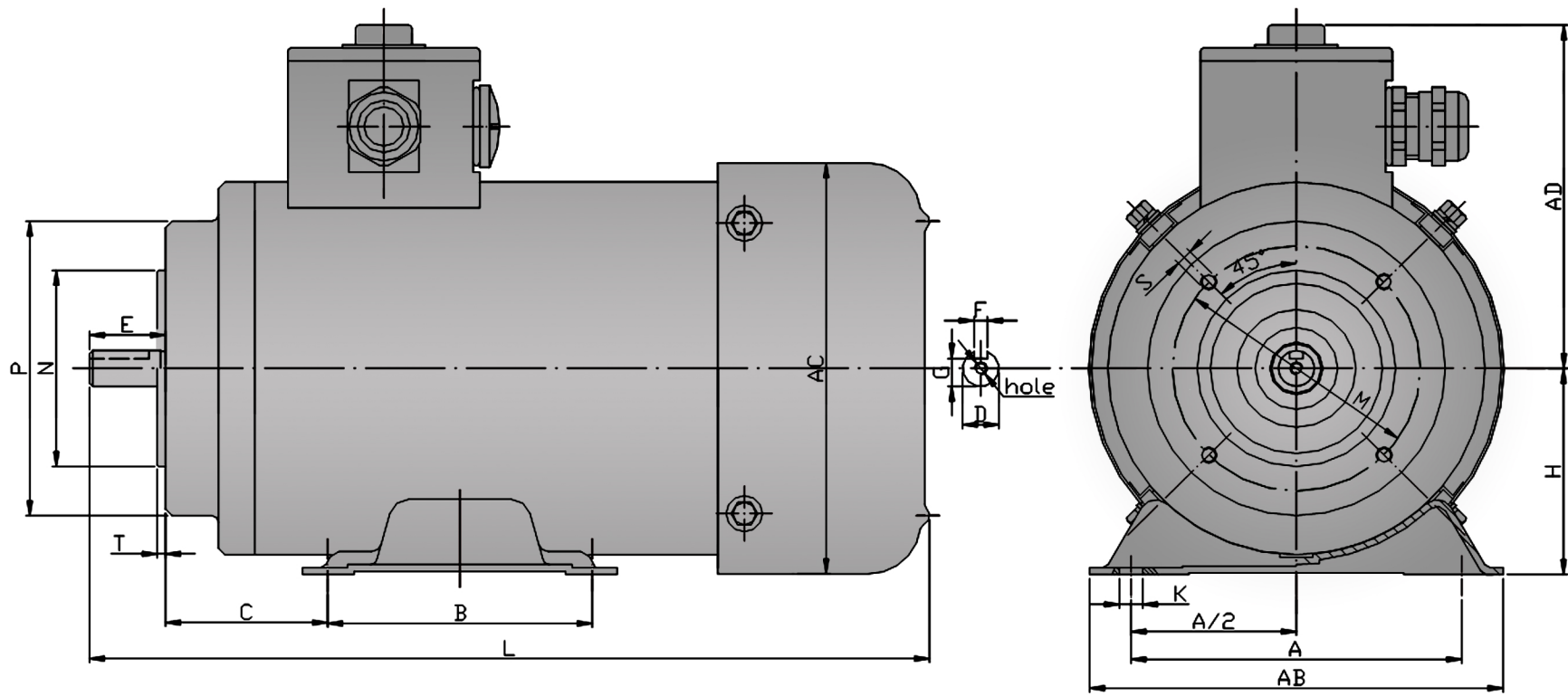
	Locked Rotor	Pull-Up	Breakdown	Rated Load	Idle	Duty	S. F.	Ambient	Elevation	dBA @ 1M
Speed (RPM)	0	1512	2880	3470	3600	S3	1,15	40°C	3,300 ft	/
Current (Amps)	16	13,6	9,5	1,44	1,0224	VFD Rating: Meets MG1 parts 31.4.4.2				
Torque (ft-lbs)	6,81	5,79	7,72	2,27	0,0	C.T.	10:1	V.T.	20:1	



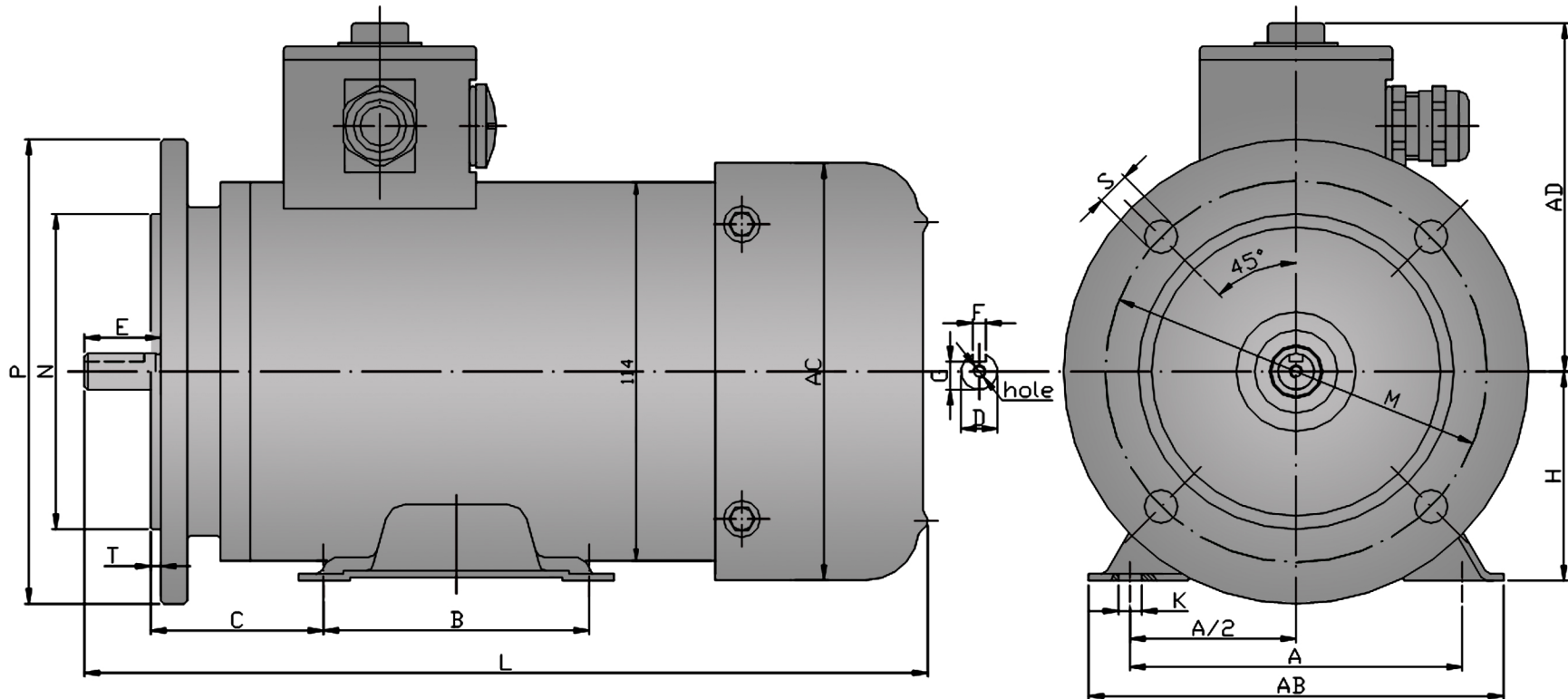
MaxMotion



Version: WT11	Revised: 22-09-2021	Frame	RPM	A	A/2	B	C	D	E	F	MPS/MQS-8022FC-S3
Customer is responsible in determining that MEP product will fit/perform suitably in the intended application		80	3600	125	62.5	100	50	19	40	6	
		G	H	K	P	hole	AB	AC	AD	L	
		15.5	80	10	144	M6	150	156	128	361	



Version: 1WTI		Revised: 24-04-2023				HP	RPM	FRAME	ENCLOSURE	MPS/MQS-8022S3FCB34		
Customer is responsible in determining that MEP product will fit/perform suitably in the intended application						1.5	3600	80	TEFC			
A	A/2	B	C	D	E	F	G	H	K	M	N	P
125	63	100	50	19	40	6	16	80	10	100	80	120
R	S	T	FLANGE HOLE	SHAFT HOLE	AB	AC	AD	L				
0	M6	3	4	M6	150	156	128	361				



Version: 1WT1		Revised: 17-04-2023		HP	RPM	FRAME	ENCLOSURE	MPS/MQS-8022S3FCB35							
Customer is responsible in determining that MEP product will fit/perform suitably in the intended application								1,5	3600	80	TEFC				
A	A/2	B	C	D	E	F	G	H	K	M	N	P			
125	62,5	100	50	19	40	6	15,5	80	10	165	130	200			
R	S	T	FLANGE HOLE	SHAFT HOLE	AB	AC	AD	L							
0	12	3,5	4	M6	150	156	128	361							

PREMIUM DESIGN B NEMA 12-12

304 GRADE STAINLESS STEEL TENV TOTALLY ENCLOSED
NON-VENTILATED & TEFC TOTALLY ENCLOSED FAN COOLED

MaxMotion

Applications:

A versatile motor design that can be base mounted or flange mounted to equipment operating in wet and severe conditions, and where wash down duty and corrosive elements are found such as in the food processing, bottling, dairy, pharmaceutical, and chemical processing industries.



Features:

Design - IEC Design N with NEMA Design B torque Curves

Agency Listings and Standard - NEMA, IEEE, CSA, CSAus, CE, NRCan

Service Factor - 1.15 @ 60Hz and 1.0 @ 50hZ without derating power

Electrical Supply - At 60Hz : 230/460v Dual Rated & Plated for 50Hz : 190/380-415v

Windings - Highest quality Enamel coated Corona resistant inverter duty magnet wire. VPI with additional dip and bake.

Insulation - Class F Insulation, with B Temperature Rise

Voltage and Frequency Variation - +/- 10% as based on two voltage points of the motor being either 230 / 460 or 333 / 575

Bearings - Double sealed with Lithium grease -30 Deg to 180 Deg C

Enclosure Protection - Meets Ingress Protection Standard IP69K

Frame Construction - Paint free with all 304 Stainless steel housing and shaft. Moisture proof sealant on all machined fits and shielded Viton type double lip seal . Four condensation plugs on each end shield for mounting flexibility.

Conduit Box - The round welded terminal box design comes completely encapsulated and offers two points of entry for easy access to the terminals. All while eliminating points where contaminants can build up, and maintaining the motors IP69K rating.

Inverter Duty - Suitable for Inverter Duty applications, at all voltages for speed ranges of 10:1 constant torque and 20:1 variable torque.

Nameplate - Permanently etched to stainless steel housing

Warranty - 18 Months from the date of manufacture

PREMIUM DESIGN B NEMA 12-12

304 GRADE STAINLESS STEEL TENV TOTALLY ENCLOSED
NON-VENTILTED & TEFC TOTALLY ENCLOSED FAN COOLED



HP	RPM	VOLTS	FRAME	CAT NO.	NOM EFF.	F.L. AMPS	CODE	WT (Lbs)	DE BRG	ODE BRG	"L" Dimension (mm)
0.25	3600	230/460	63	MQS-6312	73	1.06/.53	K	17.6	6202	6202	242
	3600	575	63	MPS-6312	73	0.424	K	17.6	6202	6202	242
	1800	230/460	63	MQS-6324	75	1.06/.53	K	17.6	6202	6202	242
	1800	575	63	MPS-6324	75	0.424	K	17.6	6202	6202	242
	1800	230/460	63	MQS-6324NVB14	75	1.06/.53	K	17.6	6202	6202	241
	1200	230/460	71	MQS-7116	63	1.32/0.66	K	20.9	6203	6203	250
	1200	575	71	MPS-7116	63	0.53	K	20.9	6203	6203	250
0.33	3600	230/460	63	MQS-6322	74	1.14/.57	K	17.6	6202	6202	242
	3600	575	63	MPS-6322	74	0.456	K	17.6	6202	6202	242
	1800	230/460	71	MQS-7114	77	1.14/.57	K	18.7	6203	6203	311
	1800	575	71	MPS-7114	77	0.456	K	18.7	6203	6203	311
	1200	230/460	71	MQS-7126	67	1.44/.72	K	25.3	6203	6203	311
	1200	575	71	MPS-7126	67	0.576	K	25.3	6203	6203	311
0.5	3600	230/460	71	MQS-7112	80	1.55/.78	K	25.3	6203	6203	311
	3600	575	71	MPS-7112	80	0.62	K	25.3	6203	6203	311
	1800	230/460	71	MQS-7124	78	1.62/.81	K	23.1	6203	6203	250
	1800	230/460	71	MQS-7124NVB14	78	1.62/.81	K	23.1	6203	6203	278
	1800	575	71	MPS-7124	78	0.648	K	23.1	6203	6203	250
	1800	575	71	MPS-7124NVB14	78	0.648	K	23.1	6203	6203	278
	1200	230/460	80	MQS-8016	77	1.75/.88	K	38.5	6204	6204	325
	1200	575	80	MPS-8016	77	0.7	K	38.5	6204	6204	325
0.75	3600	230/460	71	MQS-7122	80	2.075/1.04	K	28.6	6203	6203	311
	3600	575	71	MPS-7122	80	0.83	K	28.6	6203	6203	311
	1800	230/460	80	MQS-8014	79	2.24/1.12	K	38.5	6204	6204	325
	1800	230/460	80	MQS-8014NVB14	79	2.24/1.12	K	38.5	6204	6204	322
	1800	575	80	MPS-8014	79	0.896	K	38.5	6204	6204	325
	1800	575	80	MPS-8014NVB14	79	0.896	K	38.5	6204	6204	322
	1	3600	230/460	80	MQS-8012-S3	81	2.68/1.34	K	34.1	6204	6204
3600		575	80	MPS-8012-S3	81	1.072	K	34.1	6204	6204	322
1800		230/460	80	MQS-8024-S3	85.5	2.84/1.42	K	44	6204	6204	322
1800		575	80	MPS-8024-S3	85.5	1.136	K	44	6204	6204	322
1800		230/460	80	MQS-8024S3NVB14	85.5	2.84/1.42	K	44	6204	6204	322
1800		230/460	80	MQS-8024S3NVB34	85.5	2.84/1.42	K	44	6204	6204	322
1800		575	80	MPS-8024S3NVB14	85.5	1.136	K	44	6204	6204	322
1200		230/460	90	MQS-90S6FC-S3	82.5	4.2/2.1	K	44	6205	6205	369
1200		575	80	MPS-90S6FC-S3	82.5	1.68	K	44	6205	6205	369



PREMIUM DESIGN B NEMA 12-12

304 GRADE STAINLESS STEEL TENV TOTALLY ENCLOSED
NON-VENTILATED & TEFC TOTALLY ENCLOSED FAN COOLED



HP	RPM	VOLTS	FRAME	CAT NO.	NOM EFF.	F.L. AMPS	CODE	WT (Lbs)	DE BRG	ODE BRG	"L" Dimension (mm)
1.5	3600	230/460	80	MQS-8022FC-S3	85	3.6/1.8	K	39.6	6204	6204	361
	3600	575	80	MPS-8022FC-S3	85	1.44	K	39.6	6204	6204	361
	3600	230/460	90	MQS-90S4FC-S3	86.5	4.29/2.145	K	48.4	6205	6205	369
	3600	575	90	MPS-90S4FC-S3	86.5	1.716	K	48.4	6205	6205	369
	1200	230/460	90	MQS-90L6FC-S3	87.5	4.8/2.4	K	57.2	6205	6205	414
	1200	575	90	MPS-90L6FC-S3	87.5	1.92	K	57.2	6205	6205	414
2	3600	230/460	90	MQS-90S2FC-S3	85.5	5.1/2.55	K	48.4	6205	6205	369
	3600	575	90	MPS-90S2FC-S3	85.5	2.04	K	48.4	6205	6205	369
	1800	230/460	90	MQS-90L4FC-S3	86.5	5.82/2.91	K	59.4	6205	6205	414
	1800	575	90	MPS-90L4FC-S3	86.5	2.328	K	59.4	6205	6205	414
	1200	230/460	100	MQS-100L6FC-S3	88.5	5.8/2.7	K	83.6	6206	6206	433
	1200	575	100	MPS-100L6FC-S3	88.5	2.16	K	83.6	6206	6206	433
3	3600	230/460	90	MQS-90L2FC-S3	86.5	7.2/3.6	K	64.9	6205	6205	414
	3600	575	90	MPS-90L2FC-S3	86.5	2.88	K	64.9	6205	6205	414
	1800	230/460	100	MQS-100L14FC-S3	89.5	7.2/3.6	K	74.8	6206	6206	433
	1800	575	100	MPS-100L14FC-S3	89.5	2.88	K	74.8	6206	6206	433
	1200	230/460	112	MQS-112M6FC-S3	89.5	8.4/4.2	K	111.1	6306	6306	469
	1200	575	112	MPS-112M6FC-S3	89.5	3.36	K	111.1	6306	6306	469
4	3600	230/460	100	MQS-100L2FC-S3	88.5	9.7/4.85	J	81.4	6206	6206	433
	3600	575	100	MPS-100L2FC-S3	88.5	3.88	J	81.4	6206	6206	433
	1800	230/460	100	MQS-100L24FC-S3	89.5	9.96/4.98	J	92.4	6206	6206	433
	1800	575	100	MPS-100L24FC-S3	89.5	3.984	J	92.4	6206	6206	433
5.5	3600	230/460	112	MQS-112M2FC-S3	88.5	12.86/6.43	J	99	6306	6306	469
	3600	575	112	MPS-112M2FC-S3	88.5	5.144	J	99	6306	6306	469
	1800	230/460	112	MQS-112M4FC-S3	89.5	13.2/6.6	J	111.1	6306	6306	469
	1800	575	112	MPS-112M4FC-S3	89.5	5.28	J	111.1	6306	6306	469
7.5	3600	230/460	132	MQS-132S12FC-S3	89.5	18.54/9.27	H	145.2	6308	6308	524
	3600	575	132	MPS-132S12FC-S3	89.5	7.416	H	145.2	6308	6308	524
	1800	230/460	132	MQS-132S4FC-S3	91.7	18/9	H	173.8	6308	6308	524
	1800	575	132	MPS-132S4FC-S3	91.7	7.2	H	173.8	6308	6308	524
10	3600	230/460	132	MQS-132S22FC-S3	90.2	23.72/11.86	H	171.6	6308	6308	524
	3600	575	132	MPS-132S22FC-S3	90.2	9.488	H	171.6	6308	6308	524
	1800	230/460	132	MQS-132M4FC-S3	91.7	23.6/11.8	H	200.2	6308	6308	564
	1800	575	132	MPS-132M4FC-S3	91.7	9.44	H	200.2	6308	6308	564